




iCO® High Pressure Nozzle MK1

Technical Datasheet

Technical Data

Part Number:	PU002-02
Dimensions:	Ø72mm x 19mm
Weight:	200g
K Factor:	1.71
Temperature Rating:	57°C
Max. Pressure:	1020 psi (70 bar)
Minimum Operating Pressure:	40 Bar
Response Type:	Fast (Residential)
Occupancy Type:	Domestic
Connection Size:	3/8" BSP
Minimum Spacing:	2m (6.5ft)
Maximum Spacing:	4m x 4m (13.2 x 13.2ft)
Colour:	White as standard. Other colours available.
Material:	316 Stainless Steel
Fixing Method:	Torsion Springs

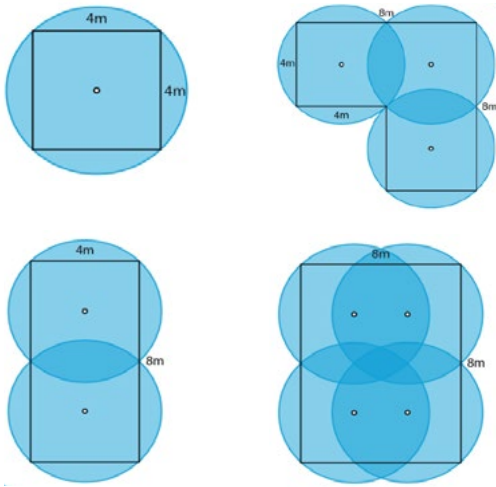
Dimensions



The iCO® easy fit nozzles are extremely low profile. Sitting just 3mm below the ceiling they are the most discreet misting water mist nozzles on the market.

Installation

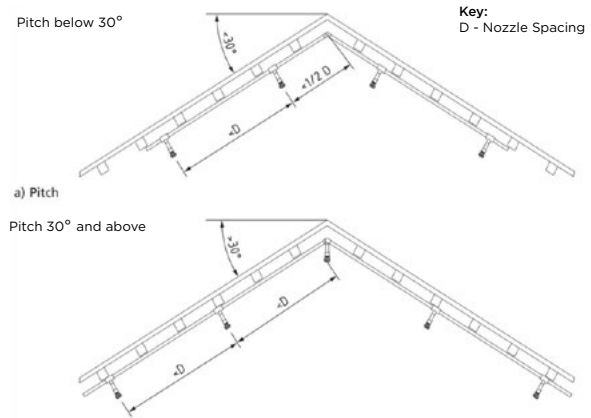
NOZZLE SPACING: FLAT CEILING



Installation Notes:

- ¹ 4x4m Grid (16m²)
- ² Max 2m from wall
- ³ 2m minimum distance between nozzles

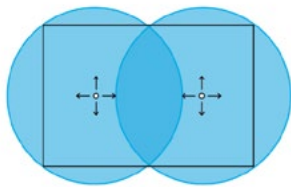
NOZZLE SPACING: SLOPED CEILING



Installation Notes:

- ¹ When installing iCO[®] misting nozzles on sloped ceilings, the position of the nozzle should be determined by the pitch of the ceiling.
- ² Where the pitch is below 30° iCO[®] nozzles should be mounted at standard spacing when measured in line with the pitch of the ceiling.
- ³ Where the pitch is 30° and above, the first row of iCO[®] nozzles should be mounted within 300mm radially from the apex of the ceiling.
- ⁴ All nozzles should be mounted perpendicular to the ceiling as shown below.

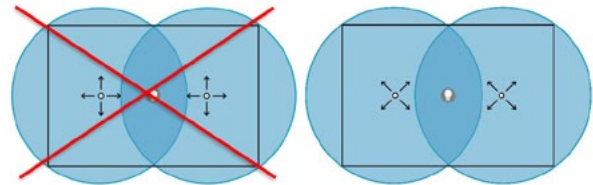
NOZZLE ORIENTATION



Installation Notes:

- ¹ The preferred nozzle outlet orientation is perpendicular to the walls of a room.
- ² Nozzles should be positioned away from obstructions to allow a 140° spray pattern.

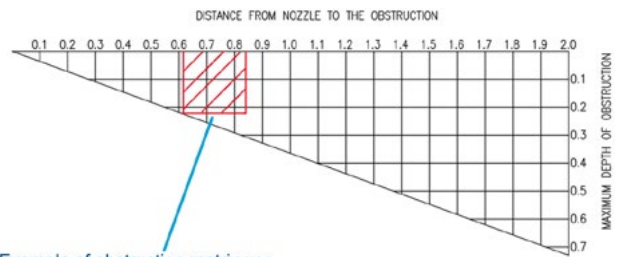
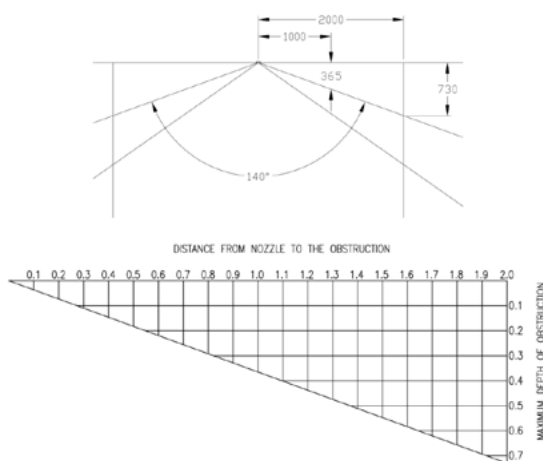
NOZZLE ORIENTATION: PENDANT LIGHT FITTINGS



Installation Notes:

- ¹ Nozzle spray angles should not be directed at pendant light fittings.
- ² The spray direction can be rotated 45° to spray into the corners of a room to avoid pendant light fittings. Nozzles should be at least 500mm away from a pendant light fitting.

DISTANCE FROM OBSTRUCTIONS



Example of obstruction matrix use.

If obstruction fits wholly inside matrix, nozzle positioning is unaffected.

Maintenance and Storage Notes:

- ¹ The nozzle should be maintained in accordance with BS8458
- ² Minimum/Maximum ambient temperature 4°C/40°C



A smarter and safer means to protecting lives and property from fire.

iCO Products is LPCB ISO 9001 accredited for the design, manufacture, assembly, and testing of residential fire suppression products.

Our patented fire suppression products are manufactured in the UK and sold through a network of accredited installers and distributors throughout the UK and overseas.

Patents granted: United Kingdom, USA, Australia, Europe
Patents pending: UAE

Contact us

@ enquiries@ico-products.com

🖱 ico-products.com

📌 [@ico-products](https://www.linkedin.com/company/ico-products)

📍 iCO Products
Park House
10 Park Street
Bristol
BS1 5HX



iCO Products is a member of the Fire Industry Association and an ISO 9001 registered company.

We reserve the right to update or modify any information. All values, information, images and illustrations in this brochure, data sheets and all other publications are exemplary and are subject to on-going changes and updates.

